

Student's Name _____

Teacher's # _____ Branch _____

Score: _____ (Check one): *passed* _____ *needs more study* _____

Total Perfect Score = 100 Passing Score = 70 (70%)

Keyboard
2

Certificate of Merit



Musical Knowledge Examination

Keyboard: Level 2

2003 Edition

1. Name each interval: 2nd, 3rd, 4th, 5th, 6th, 7th, or 8th (octave). (7 points)

3rd
Example

2. Name each Major key signature. (5 points)


C Major
Example

3. Add the sharps (#) or flats (b) needed to form the following scales. (10 points)


F Major



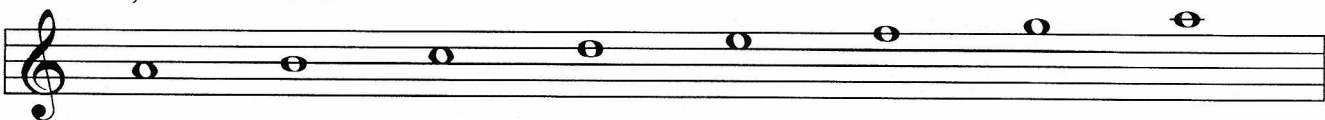
A Major




Bb Major



A minor, harmonic form



D Major



4. Name each triad. Tell if it is Major or minor. (10 points)



C Major
(example)

5. Draw the primary triads for the following keys.. (6 points)

F Major

I IV V

D Major

I IV V

6. Match the names for the primary triads with their Roman numerals. (3 points)

- a. Tonic _____ V
- b. Subdominant _____ I
- c. Dominant _____ IV

7. Label with Roman numerals the triads in the following examples. (4 points)

C Major

V
(example) I


G Major

D Major

8. Match the cadence name with the Roman numerals. (3 points)

- a. IV I _____ Half cadence
- b. V I _____ Authentic cadence
- c. I V _____ Plagal cadence

9. Write in the counts for this rhythm. (4 points)



10. Match each time signature with a rhythm. (4 points)

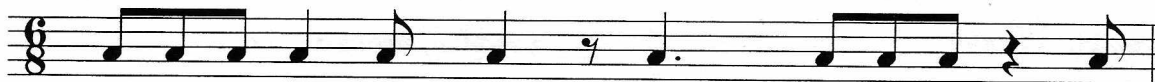
a. $\frac{3}{4}$ ___

b. $\frac{2}{4}$ ___


c. $\frac{4}{4}$ ___

d. $\frac{6}{8}$ ___

11. Add two bar lines to this rhythm. (2 points)






12. Add two bar lines to this rhythm. (2 points)



13. Add one rest to complete this measure. (1 point)



14. Match these items with the correct meaning or sign. (18 points)

- | | | |
|--|-------|---|
| A. allegro | _____ | moderate tempo |
| B. fermata | _____ | return to original tempo |
| C. forte (<i>f</i>) | _____ | not connected |
| D. <i>8vb</i> - - - - - | _____ |  |
| E. ritardando (<i>rit.</i>) | _____ | very, very loud |
| F. slur | _____ | a sign indicating legato |
| G. vivace | _____ | gradually slower |
| H. cadence | _____ | medium soft |
| I. sforzando (<i>sfz</i>) | _____ | play one octave lower |
| J. <i>ppp</i> | _____ | growing louder |
| K. staccato | _____ | walking tempo |
| L. tenuto | _____ | very, very soft |
| M. moderato | _____ | fast (cheerfully) |
| N. <i>a tempo</i> | _____ | a sudden, strong accent |
| O.  | _____ | quickly, lively |
| P. mezzo piano (<i>mp</i>) | _____ | the chords that end a phrase |
| Q. andante | _____ | loud |
| R. <i>fff</i> | _____ |  |

1 2 3 4

mf

5 6 7 8

mp

15. Answer these questions about the music above. Put a check (✓) on the line in front of your answer. (7 points)

- a. On what beat does the music begin? 1
 2
 3
- b. In what Major key is this music written? A Major
 D Major
- c. Name the boxed chord in measure 1. D minor
 D Major
- d. Which word describes the music in measures 2 and 3? repetition
 sequence
- e. Which word describes the music in measures 5 and 6? repetition
 sequence
- f. How will the notes in measure 7 be played? connected
 detached
- g. What kind of rest appears in this music? half rest
 eighth rest
 quarter rest

16. Name the circled intervals (2nd, 5th, octave, etc.) in the following measures. (5 points)
 meas. 2 _____, meas. 4 _____, meas. 5 _____, meas. 6 _____, meas. 7 _____,

EAR TRAINING EVALUATION

This is your Level 2 ear training evaluation. Listen to each question and its musical example. Circle your answer. Each example will be played two times. (9 points)

1. Major



minor



2. Legato touch

Staccato touch

3. Major




minor



4. Major



minor




5. Second



Sixth



6. Third



Seventh



7. A.



B.



8. A.



B.



9. Piano to Forte

Forte to Piano